



(can be used to set up your password for the first time)

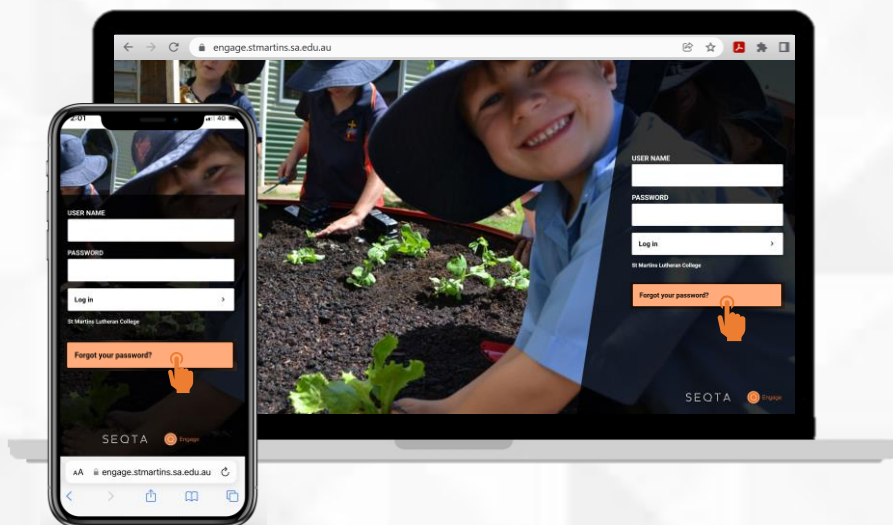
Step 1

On any device (phone, tablet, computer)
head to the website:

engage.stmartins.sa.edu.au

(It is best to do a password reset from the website, rather than the app)

Then, click "Forgot Your Password?"

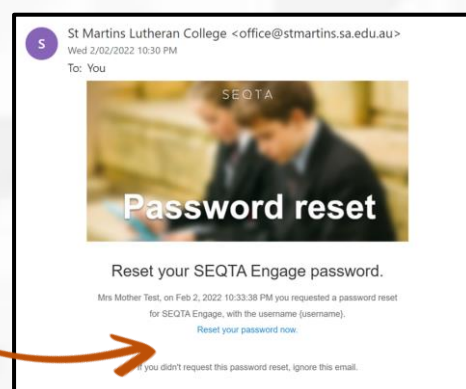


Step 2

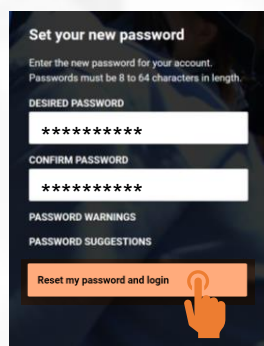
You'll be asked to type in your email, make sure you use the email address which you have registered with the school. Please contact the school if you are unsure which email address you used. Then, click 'reset my password'.

Step 3

You should receive an email from St Martins that looks like this. If it doesn't appear in your inbox, be sure to check your junk folder. Click the link to reset your password.



Step 4



The link will take you back to your internet browser to this screen. Type in a password of your choice, then again to confirm, and then click to login.

*Please note, if your account has not been set up by the school yet, you will also be asked to type in your desired username. **Please ensure you type the email address which you provided to the school as your username.**

Success!

If you've successfully logged in, this is the homepage you should see.

